

Transparent polycrystalline cubic spinels protect and defend



Left: Spinel crystal structure. Right: Transparent aluminum oxynitride window manufactured by Surmet Corp. (Burlington, Mass.).

By Mohan Ramisetty, Suri Sastri, Uday Kashalikar, Lee M. Goldman, and Nagrendra Nag

With their manufacturing problems solved, the many desirable properties of the polycrystalline transparent ceramics γ -AlON and magnesium-spinel have led to many military and commercial applications.

The first reported work on transparent polycrystalline ceramics goes back to the 1950s. For example, some of the literature on materials discussed in this article, magnesium aluminate spinel and aluminum oxynitride spinels, traces back to late 1950s and early 1960s.¹⁻³ The advantages of these materials over current state-of-the-art materials include

- Ease of manufacturing;
- Superior mechanical properties, such as modulus, hardness, and strength;
- Performance at high-temperature environments; and
- Chemical durability.

Candidate polycrystalline transparent ceramic compositions include yttrium aluminum garnet and yttria, but aluminum oxynitride (γ -AlON) and magnesium aluminate spinels seem to have established themselves as leading candidates in multiple market segments, such as the military, aerospace, and lasers, mainly because of their durability, availability in large sizes, and cost.

Today, γ -AlON and magnesium-spinel are manufactured in large sizes and in large volumes. However, high cost remains a barrier to their deployment as replacements for glasses and some opaque ceramics. Growing demand in current and emerging markets position these materials at the

cusps of new commercialization opportunities in terms of volumes and costs. This article reviews the unique properties of these materials that make solving the production challenges a worthwhile endeavor.

Optical properties

Properties drive applications, and, obviously, optical properties are among the most important for transparent polycrystalline ceramics. However, the combination of mechanical properties (and, for some applications,⁴ other properties, too) makes these spinel materials uniquely suitable for a range of applications in defense and aerospace systems.

Many defense and aerospace applications require materials that are transparent in the ultraviolet, visible, and through the mid-infrared wavelength ranges. High transparency means low scattering losses, low reflectance, and low absorption. For cubic spinel polycrystalline materials, several factors determine optical quality. Cubic materials are isotropic, so they have no inherent birefringence. However, secondary phases, such as pores, impurities, and inclusions, typically lead to low transmittance. Controlling material purity and processing conditions minimizes defects, and increases transparency up to theoretical limits. In the absence of absorption and scatter, reflection losses from the material's inherent refractive index determine transmittance. Consequently, transmittance can be increased significantly via antireflection coatings.

Figure 1 shows transmittance of γ -AlON and magnesium-spinel optical ceramics. Even though it is polycrystalline, γ -AlON is one of the best currently available materials in terms of optical quality. The transmittance of γ -AlON approaches its theoretical values in the near-UV, visible through mid-IR wavelengths, but starts dropping around 4.5 micrometers and cuts off at mid-IR range wavelengths of about 6 micrometers because of intrinsic (phonon) absorption. Additionally, it drops to zero at about 0.22 micrometers in the short wavelength range. In comparison, magnesium-spinel transmits further in the mid-IR range—transmittance starts dropping around 5 micrometers and stops at 6.5 micrometers wavelength. The transmittance of magnesium-spinel also drops to zero at about 0.2 micrometers. This is an

advantage for spinel applications that require high transmission in the 4.5–5 micrometer range.

In addition to excellent transmittance, commercial γ -AlON products have exceptional optical clarity (exceeding 98 percent) and very low haze (less than 2 percent) in the visible wavelengths. (Optical clarity relates to the amount of light scattered at small angles. In contrast, haze relates to the amount of light scattered at large angles.)

Pores, secondary phases, inclusions, defects, and inhomogeneous grain boundaries greatly affect the clarity and haze properties of transparent polycrystalline ceramic materials. High clarity and low haze requires nearly 100 percent density and no secondary phases, which are very challenging from a processing perspective. In addition, impurities can impart a tint to the final component, whereas less than full density causes haze. Thus, the production of high-quality transparent ceramics demands both careful powder synthesis and close control during densification.

Another important optical property is the refractive index. In γ -AlON, it varies between 1.81 and 1.67 over the 0.4–5.0 micrometer wavelength range, with normal dispersion as shown in Figure 2. (Dispersion is the change in refractive index with wavelength for a material and is denoted by the dimensionless "Abbe number.") A typical Abbe value for γ -AlON and magnesium-spinel is about 60, which means that the dispersion is much lower than some of the glasses with similar refractive indices, making the spinels strong candidate materials for lenses with low chromatic aberration.

Also, the cubic spinel phase of aluminum oxynitride exists across a wide composition range. Therefore, properties, such as refractive index, can be tailored without losing transparency. Components like graded refractive index lenses (GRIN) are fabricated, for example, by controlling composition or by adding dopants. Unlike many glasses, which are transparent only in visible wavelengths, γ -AlON GRIN lenses are transparent in the visible through mid-

IR range. Certain GRIN lenses can have flat surfaces, because the "lens curve" is built into the material via the refractive index gradient. Also, grading the composition can eliminate the aberration associated with spherical lenses. Additionally, GRIN

lenses can reduce significantly the size, weight, and complexity of the optical train for defense applications, such as image systems for laser range finders, night vision goggles, and unmanned aerial vehicles.

Night vision technologies improve visibility (transmission) in low light conditions. Most night vision devices (NVD) are for military applications, but some are used in the civilian arena. NVDs require transmission in the 0.4–0.92 micrometer range. In this range, γ -AlON and magnesium-spinel transmit better than glasses. As Figure 3 shows, γ -AlON-based armor offers significantly more night vision capability (about 40–50 percent more transmission) over glass laminates in low-light conditions. More transmission means a higher signal-to-noise ratio and higher-resolution imaging, which improve awareness for the warfighter in low-light situations.

Mechanical properties

Transparency alone is not enough for warfare situations. These materials must endure stresses encountered in manufacturing, transport to theater, deployment in service, or ultimately, under ballistic conditions. Ballistic properties and environmental

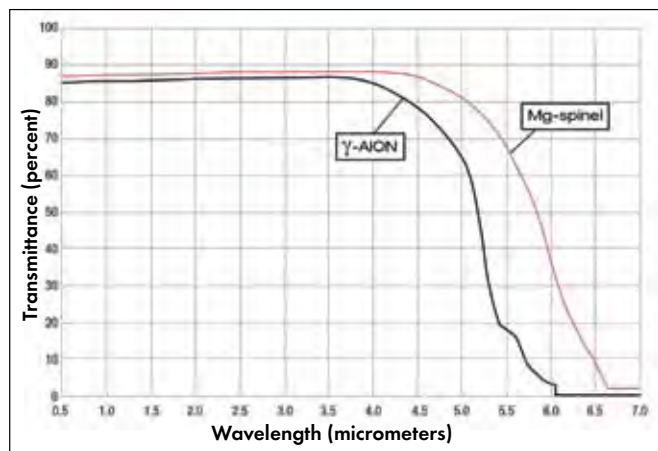


Figure 1. Calculated transmittance of γ -AlON and magnesium-spinel (at 2 millimeter thickness). The calculation includes Fresnel reflective losses that can be eliminated through use of an antireflection coating.

durability are critically important properties in the military context.

Although γ -AlON and magnesium-spinel are cubic spinel lattices, their bonding and bond strength differences make γ -AlON mechanically superior to magnesium-spinel, giving it a higher hardness and elastic modulus than magnesium-spinel. In fact, the hardness of γ -AlON approaches that of single-crystal sapphire, making it the hardest polycrystalline transparent material currently available commercially. The combination of high hardness and elastic modulus makes γ -AlON a leading candidate material for transparent armor applications, followed by magnesium-spinel and single-crystal sapphire. Table 2 compares the important mechanical properties of the two transparent polycrystalline materials as well as some of their thermal properties.

Although lower elastic modulus and

Table 1. Important optical properties of transparent polycrystalline spinels

Property	γ -AlON	Mg-spinel	Unit
Refractive index (at wavelength 0.5 μm) ^a	1.80	1.723	
dn/dT (in 3–5 μm wavelength range) ^a	3	3	10^{-6} K^{-1}
Absorption coefficient (at 3.39 μm wavelength) ^a	0.1	0.018	cm^{-1}
Total integrated optical scatter (at 0.64 μm ; ~5 mm thick sample) ^a	2.1	7.2	%
Transmission wavelength range*	0.22–6	0.25–6.5	μm
Optical homogeneity achieved in 15 in. \times 25 in. part with 3.4 in. aperture	~5	N/A	ppm
Typical transmittance without AR coatings (in the visible range)*	>84	75–80	%
Typical haze (in the visible range)*	<2	<10	%
Typical clarity (in the visible range)*	>98	>95	%

*Varies depending on thickness and processing conditions.

Transparent polycrystalline cubic spinels protect and defend

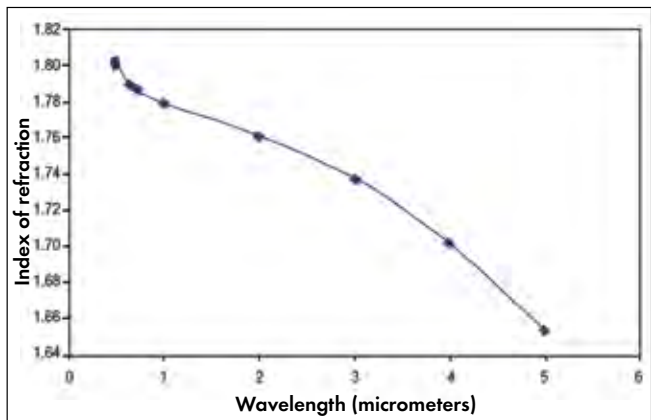


Figure 2. Measured dispersion of γ -AlON optical ceramic over a range of wavelengths.

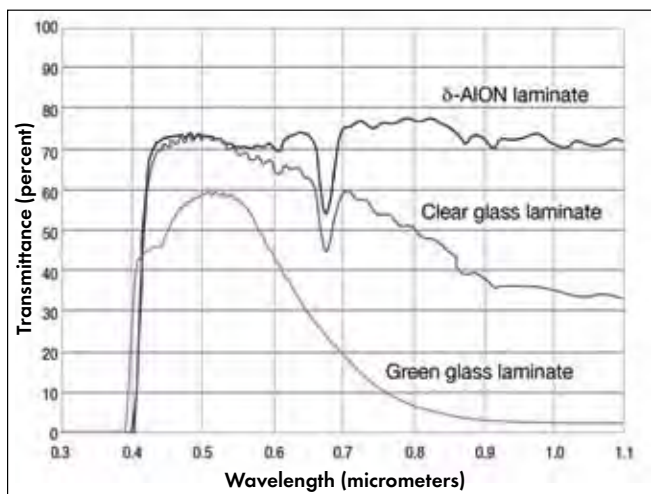


Figure 3. Comparison of night vision performance of γ -AlON laminate to glass laminates.

hardness values of magnesium-spinel compared with those of γ -AlON are related to structure and bonding, the lower flexure strength is also strongly affected by processing influences. Lithium fluoride sintering aids are added to magnesium-spinel during the hot press/HIP process (uniaxial hot pressing followed by hot isostatic pressing). However, the grain-boundary phase formed during liquid-phase sintering is weaker than the bulk and can lead to intergranular fracture, as shown in Figure 4. Use of a sinter/HIP process eliminates sintering aids and yields a stronger microstructure, however, inclusions are more likely.

The sinter/HIP process can produce inclusion-free, optical quality γ -AlON parts, provided that the starting powders are high quality. The hot pressing/HIP process offers no advantage when high-quality starting powders are used.

Spinels, however, are two- to three- times harder than glasses, and the laminates are less bulky.

Lightweight, high-performance, transparent armor is a system of materials that includes ceramics, glass, and polymers. Usually, the design consists of multiple layers separated by thin polymeric sheets. Typically, the front layer is made of hard ceramic (known as the front face) and is capable of destroying the projectile on impact.

Transparent ceramics, such as γ -AlON, magnesium-spinel, and sapphire, are much harder than AP core materials (typically steel, tungsten carbide, or tungsten). When the AP core of the projectile hits the strike-face of a hard ceramic material, it erodes and disintegrates during penetration.⁸ The fractured and eroded core debris is then stopped efficiently by a polymeric layer on the back face of the laminate. Moreover, ceramic armor achieves pro-

Table 2: Key mechanical and thermal properties of AlON and magnesium-spinel⁵⁻⁷

Property	AlON	Mg-Spinel	Unit
Flexural strength	300	70–100	MPa
Hardness (Knoop at 200 g load)	1850	1450–1650	kg/mm ²
Young's modulus	323	277	GPa
Fracture toughness	2.4 ± 0.11	1.72 ± 0.06	MPa·m ^{1/2}
Weibull modulus	8.7	19.5	
Thermal shock resistance* (figure of merit R')	1.2	1.1	
Thermal expansion coefficient (30–900°C)	7.5	N/A	10 ⁻⁶ K ⁻¹
Thermal conductivity (at 25°C)	12.6	25	W/(m·K)

$$*R' = \frac{\sigma(1-\nu)k}{\alpha E}$$

Ballistics: Projectiles and explosives

Any transparent armor system must defeat ballistic threats and be optically transparent. Glass-based transparent armor systems can meet these requirements, but there are drawbacks. Glasses and polymers are usually less hard than armor piercing (AP) core materials, so laminates are made thick (heavy) to stop pen-

etration levels similar to glass laminates at smaller armor thicknesses, leading to lower areal densities and lighter weights, as shown in Figure 5.

Ballistic tests conducted at the Army Research Laboratory (ARL) in Aberdeen, Md., compared current glass-based transparent armor with three transparent ceramic armor materials: γ -AlON, magnesium-spinel, and single-crystal sapphire. Details for this work are classified and unavailable for publication. However, ARL tests showed that γ -AlON ceramic armor resisted penetration 10 percent better than magnesium-spinel armor, 20 percent better than sapphire armor, and 150 percent better than conventional glass-based laminate armor. In separate tests conducted by Surmet, γ -AlON transparent armor successfully withstood single-hit and multihit projectile threats, including 30 caliber and 50 caliber AP threats. It outperformed glass armor with less than half the thickness and reduced weight by about 60 percent.

Environment: Rocks and weather

In addition to ballistic threats, materials for defense applications must resist environmental damage threats in the field. For example, tank windows must resist abrasion from airborne dust and sand. Similarly, electromagnetic windows must resist abrasion and wear resistance, as well as chemical stability erosion.

Sand erosion and rock strikes

In the field, glass-based armors suffer severe loss of transparency from erosion by wind-swept sand, dust storms, and scratches from rock strikes. In simulated environmental sand erosion tests, the optical transmission of glass-based armor fell by 23 percent, whereas




Figure 4. Comparison of hot-pressed sintered microstructure with sinter/HIP process.

the optical transmission of γ -AlON transparent armor remained unchanged under the same test conditions. Similar performance also can be extrapolated to γ -AlON used in sensor and electromagnetic window applications.

Laboratory rock strike tests show similar differences between γ -AlON and armor glass tiles. Figure 6 shows what happens when a granite projectile is fired at two monolithic window targets— γ -AlON and N-BK7 optical glass—at a speed exceeding 270 miles per hour. (These are not laminates. The test simulates field conditions for sensor and electromagnetic windows, where laminates cannot be used.) The top series shows a rock impacting a γ -AlON window, pulverizing, and leaving behind an intact window. The bottom series shows a rock impacting a glass window: The rock also pulverizes,




Figure 5. Dimension and weight comparison of armor laminates with similar ballistic protection. Left: γ -AlON laminate, 1.6 inches thick and density of 18.9 pounds per cubic foot. Right: Glass laminate, 3.6 inches thick and density of 43 pounds per cubic foot.

but the damage to the glass window is severe.

Delamination

Delamination brought on by high interlaminar residual stresses and thermal cycling stresses is a significant source of nonballistic failure of transparent armor. Tests show that γ -AlON-based

transparent armor delaminates less during thermal cycling tests owing to thinner laminate sections and less thermal expansion mismatch with both the glass and polycarbonate sections. Thus, γ -AlON transparent armor delaminates less than glass-based armor under thermal cycling in field conditions.

Extreme environments

Beyond ballistic properties, γ -AlON transparent armor tolerates vibration, mechanical shock, g-loading, and sudden pressure release. Also, it endures extreme environmental stresses, such as solar radiation, humidity, temperature ranges from -67°F to $+185^{\circ}\text{F}$, and thermal cycling. A recent study even considered the material for spacecraft windows.⁴

Table 3 lists other useful properties of transparent polycrystalline spinels that could add to their utility as armor or lead to new applications.

Military applications for transparent ceramics

Military and civilian security forces use transparent armor extensively for ground vehicle protection. Examples of ground vehicles equipped with transparent armor include high-mobility multipurpose wheeled vehicles (“Humvees”) and mine-resistant ambush-protected (MRAP and M-ATV) vehicles and

trucks. Although most systems currently use glass-based armor, γ -AlON-based transparent armor is under evaluation for future vehicles because it weighs up to 65 percent less, can sustain multiple strikes, offers increased field-of-view to the driver (less weight means larger windows can be installed), and larger cabin volume (because of thinner panels). In addition, vehicle designers can incorporate γ -AlON’s other properties into systems, such as night vision capability and laser protection.

Some military aircraft need armor-ing, and for these applications, weight, mechanical integrity, and transparency are of paramount importance. Typical aviation applications include windshields, blast shields, windows for sensor protection, and armored “look-down” windows for helicopters, combat aircraft, and other airborne systems. Most of the property requirements for these applications are similar to those of ground vehicles. However, the optical specifications require a minimum of 70-80 percent transmission and less than 4 percent haze. Transparent γ -AlON-based armor windows that have successfully completed qualification testing and obtained FAA certification are starting to be installed in production commercial armored aircraft and helicopters. More applications are under evaluation, and some applications of polycrystalline transparent ceramics are in the early stages of adoption, such as helicopter, aircraft, and ground vehicle windows.

Several other military optical applications require windows, however, most of these applications are domes or lenses. An important advantage of polycrystalline ceramics over single crystals is that the shapes can be made standard powder-processing techniques, such as pressing, injection molding, slip casting, and cold isostatic pressing.

Optics applications include

- *Domes* IR-guided missile systems use IR-transparent domes. For example, one of the Joint Air-to-Ground Missile system designs uses tri-mode seeker domes (near IR, MWIR or LWIR, and millimeter wave). Optical-quality γ -AlON and magnesium-spinel ceram-

Transparent polycrystalline cubic spinels protect and defend




Figure 6. Performance of γ -AlON (upper) and glass (lower) in a simulated rock strike test. The glass files experience severe cracking, whereas the γ -AlON remains intact.

ics are being evaluated. Designs for an electro-optic defense system under development, the Common Infrared Counter-Measures, also may include mid-IR transparent ceramic hyper-hemispherical domes.

- *Reconnaissance and sensor windows* Reconnaissance systems with imaging capabilities for surveying and sensing field conditions, such as terrain or heat, have stringent optical requirements. A typical specification for transmitted wavefront uniformity allows less than one-tenth of a wavelength of error over the size of the sensor aperture. Some helicopter-based sensors and aircraft-based targeting pods now have γ -AlON windows installed.

- *Night vision systems* The current technology NV systems, Generation III, sense signals over wavelength range of 0.4–0.92 micrometers. Transparent γ -AlON-based armor has a high transmission over this wavelength range and has shown 40–50 percent improvement in NV transmittance performance compared with glass armor designed for the

same ballistic threat (Figure 2). NV performance is expected to be increasingly important for next-generation systems.

- *GRIN optics* This new and highly advanced application area for transparent ceramics is still in the development stage. This technology reduces the number, weight, and complexity of optical train components in military systems, such as image systems for laser range finders, NV goggles, and unmanned aerial vehicles.

- *Windows for laser communications* Transparent windows or domes protect laser systems from the outside world for many airborne laser-based systems, such as

laser data links, Counter Manpads (shoulder launched missiles), laser rangefinders, laser target designators, and laser radars. Military optics systems must meet the optical specification for transmitting laser light with high efficiency, low absorption and scatter, and minimal distortion. The extremely high

Table 3. Other useful properties of γ -AlON and magnesium-spinel

Property	Description and potential application areas
rf transparency	γ -AlON is transparent to radio frequencies, which is useful for selective rf communications and microwave related applications.
Dielectric constant and strength	γ -AlON has a high dielectric constant (>9), low loss tangent, and high break-down strength. Its use as a bulk ceramic in the electronic and semiconductor industry has been very limited. However, amorphous γ -AlON coatings are used as dielectrics because of their unique combination of mechanical and electrical properties. ⁹
Laser damage threshold	Laser windows transmit laser beams efficiently while protecting the laser from the outside world. The thermal shock resistance, hardness, and strength, as well as high optical quality (low absorption, low scatter, and minimal distortion) of γ -AlON make it suitable for as laser windows.
Upconversion phosphorescence	Ability to dope, optical transparency, and low phonon energy (low nonradiative transition) make γ -AlON an excellent host material for phosphors. Several studies reported upconversion luminescence behavior when doped with rare-earth ions. Broad emissions in the visible wavelengths were recorded under UV excitation. Similar behavior also was reported for Mg-spinel. ¹⁰
Radiation detection via scintillation	Mg-spinel is a potential scintillator host for γ -ray detection for medical imaging. When doped with cerium, Mg-spinel shows promising luminescence behavior and better optical transparency compared with materials such as LaBr ₃ :Ce and LaCl ₃ :Ce. ¹¹




Figure 7. Example transparent polycrystalline ceramics components: (a) γ -AION panel for armor laminate; (b) magnesium-spinel lens for sensor pod systems; (c) γ -AION reconnaissance window for aircraft; (d) γ -AION hyper-hemispherical dome for IR countermeasure systems.

hardness that makes γ -AION good for ballistic protection also provides field durability for optical components.

- **Laser igniter windows** At present, high-current electrical pulses ignite the propellant of small- and medium-caliber cannons, but the technology is fraught with problems, such as premature ignition from stray electromagnetic fields and hazardous compositions. Laser ignition may solve some of these issues, and initial tests show that γ -AION maintains optical and mechanical stability during the high pressures and temperatures experienced with multiple firings.

Beyond defense: Nonmilitary applications

Just as defense applications exploit the optical and mechanical properties of γ -AION and magnesium-spinel, these materials also could solve many nondefense and industrial-materials-related problems. For example, there are energy-related applications for oil and gas drilling, phosphors, LED technology, solid-state lasers, and lamp envelopes. In the medical arena, they can be used for prostheses, scintillator hosts, and medical equipment sensors in the mid-IR transmission range.

Acknowledgement

Sreeram Balasubramanian contributed to this article.

About the authors

Mohan Ramisetty, Uday Kashalikar, Lee Goldman, and Nagendra Nag are in Surmet's advanced materials R&D group. Suri Sastri is founder, CEO, and chairman. Contact: Mohan Ramisetty, mramisetty@surmet.com.

References

- ¹K.A. Wickersheim and R.A. Lefever, "Optical Properties of the Synthetic Spinel," *J. Opt. Soc. Am.*, **50**, 831–32 (1960).
- ²G.R. Rigby, G.H.B. Lovell, and A.T. Green, "Some Properties of the Spinels Associated with Chrome Ores," *Br. Ceram. Soc. Trans.*, **45**, 137–48 (1946).
- ³G. Yamaguchi and H. Yanagida, "Study on the Reductive Spinel—A New Spinel Formula $AlN-Al_2O_3$ Instead of the Previous One Al_3O_4 ," *Bull. Chem. Soc. Jpn.*, **32**, 1264–65 (1959).
- ⁴J.A. Salem, "Transparent Armor Ceramics as Spacecraft Windows," *J. Am. Ceram. Soc.*, **96** [1] 281–89 (2013).
- ⁵D.C. Harris, "Durable 3–5 mm Transmitting Infrared Window Materials," *Infrared Phys. Technol.*, **39**, 185–201 (1998).
- ⁶P.J. Patel, G.A. Gilde, P.G. Dehmer, and J.W. McCauley, "Transparent Armor," *The AMPTIAC Newsletter*, **4** [3, Fall] (2000).
- ⁷"Army Materials Research: Transforming Land Combat through New Technologies," *AMPTIAC Quarterly*, **8** [Nov 4] (2004).
- ⁸E. Strassburger, "Ballistic Testing of Transparent Armor Ceramics," *J. Eur. Ceram. Soc.*, **29**, 267–73 (2009).
- ⁹K.R. Bray, R.L.C. Wu, S. Fries-Carr, and J. Weimer, "Aluminum Oxynitride Dielectrics for Multilayer Capacitors with Higher Energy Density and Wide Temperature Properties," *Thin Solid Films*, **518**, 366–71 (2009).
- ¹⁰F. Zhang, L. An, X. Liu, G. Zhou, X. Yuan, and S. Wang, "Upconversion Luminescence in γ -AION:Yb³⁺,Tm³⁺ Ceramic Phosphors," *J. Am. Ceram. Soc.*, **92** [8] 1888–90 (2009).
- ¹¹C.-F. Chen, F.P. Doty, R.J.T. Houk, R.O. Loutfy, H.M. Volz, and Pin Yang, "Characterizations of a Hot-Pressed Polycrystalline Spinel:Ce Scintillator," *J. Am. Ceram. Soc.*, **93** [8] 2399–402 (2010). ■

Manufacturing transparent ceramics and components at Surmet

Surmet was founded in 1982 and entered the advanced ceramics business in 2002 when it licensed and subsequently bought the γ -AION technology from Raytheon Co. Here are a few of the company's accomplishments since its founding:

- **Powder synthesis.** Powder synthesis requires high-temperature furnaces capable of reaching close to 2,000°C, with atmosphere control and uniform temperature control. Careful blending, crushing, and milling processes all play a role in powder preparation. Over the past 10 years, Surmet has developed processes for manufacturing γ -AION powders in tonnage quantities.
- **Fabrication.** Parts larger than about 4 inches by 4 inches are susceptible to fracturing during forming and densification because of considerable shrinkage during sintering. Through careful control of processing protocols, Surmet fabricates parts with areas of several square feet.
- **Components.** Highlight achievements for Surmet components for military applications include
 - Qualified and FAA certified transparent γ -AION-based armor windows installed in production commercial armored aircraft and helicopter systems;
 - γ -AION windows measuring approximately 14 inches by 25 inches for reconnaissance pods; and
 - γ -AION GRIN lenses with the required gradients (in development with DARPA support). Further work will increase magnitude and size of gradients using materials and processes compatible with large-volume manufacturing. ■



Lee Goldman in front of AION heat treating furnaces.